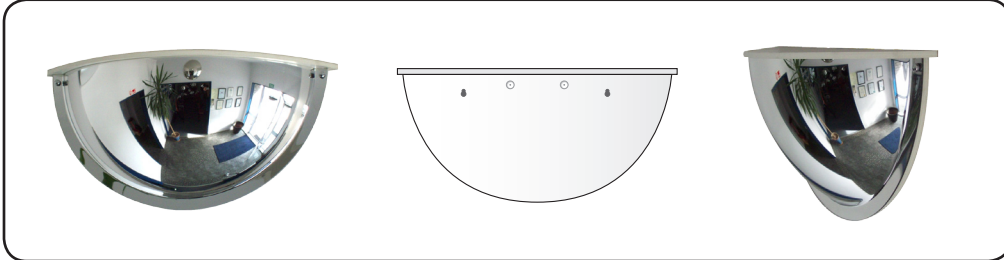




DuraVision™ Convex Mirror Product Sheet:



DeLuxe Half Dome

The new DeLuxe Half Dome Mirror is designed for busy corridors and passageways at T-intersections to help avoid collisions. The lightweight vinyl back and lid enclose the cavity so that no dust, garbage or other objects can be left inside and will not require constant cleaning out. Ideal in hospitals, office buildings, factories and schools, this new innovation is the most effective way to improve safety.

Features

- 3mm acrylic mirror face
- Pure reflective coating
- Available in sizes 18", 24" and 36" dia.
- 180° Viewing Area
- Vinyl Celuka Back and Lid
- Complete With Mounting Screws

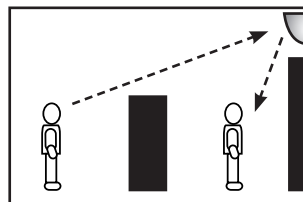
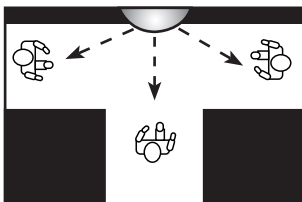
Suitable Uses

- Hospitals
- Schools and Childcare Centres
- Office Buildings
- Factories and Warehouses

Specifications

Code	Size	View Distance	Mirror Face	Fixture	Mounting Hardware
68521HE	18" x 9"	Up to 13'	3mm Acrylic	Wall	Dome Capped Screws
68536HE	24" x 12"	Up to 20'	3mm Acrylic	Wall	Dome Capped Screws
68553HE	36" x 18"	Up to 30'	3mm Acrylic	Wall	Dome Capped Screws

Positioning



Situation Images:



▶ **Corridors and Passageways**



▶ **Hospitals**



▶ **Schools and Childcare**

DuraVision™ Mirror Systems

Find out more about the great range of DuraVision Mirror Systems at our website...



www.duravision.net